



The Plural Path

1. Place the game board on your desk, the floor or a table. Take game pieces out of the envelope and place them face down.
2. The object of the game is to correctly cover all the plural circles on the game board. In order to do this the word must be placed on top of its correct plural form. For example GLASSES on top of ES not S or IES.
3. You begin where it shows and you must follow the path in the correct order.
4. In order to begin turn over 3 word circles. Can any one be placed on the first plural path? Proceed down the path each time turning over a new circle. You should always have three circles turned up.
5. Continue doing the same until you can't cover a circle or you reach the end of the path.
6. Use the self check sheet to see if you are correct when you finish.

Self Check Sheet

-s

bird
school
car
girl
book
paint
tree
teacher

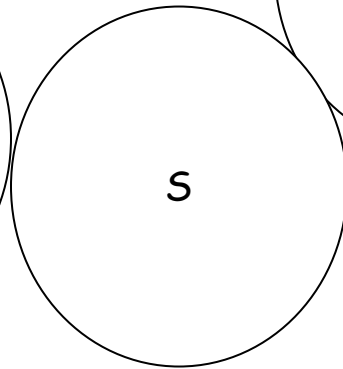
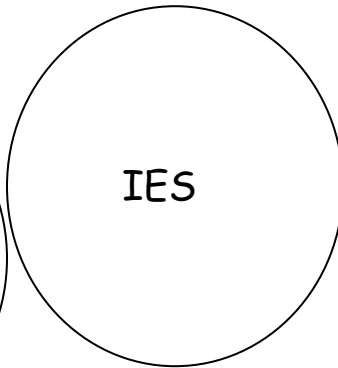
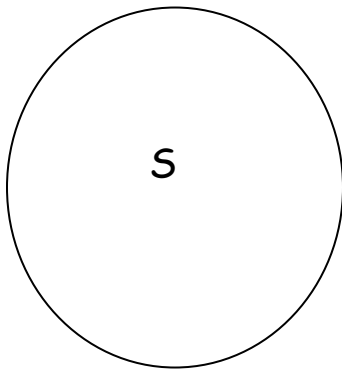
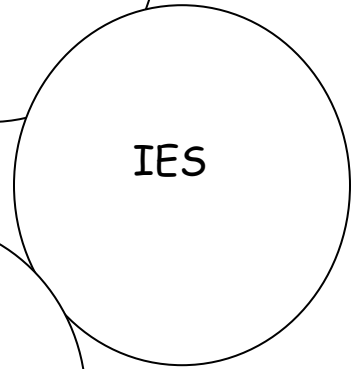
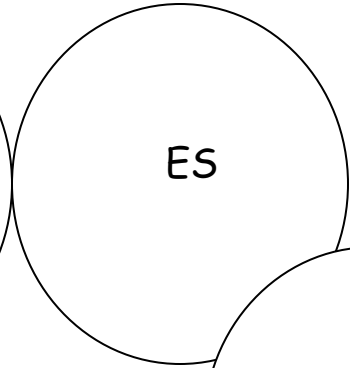
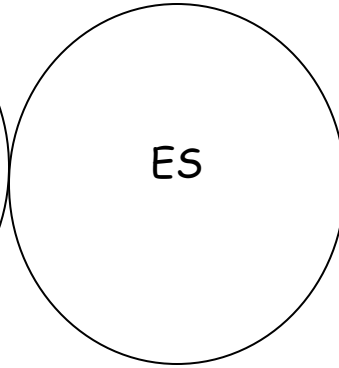
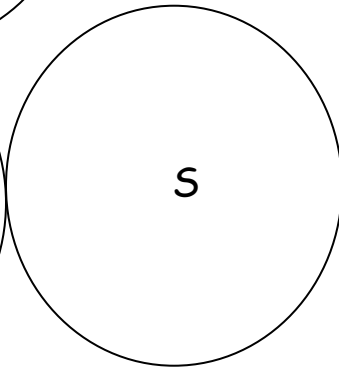
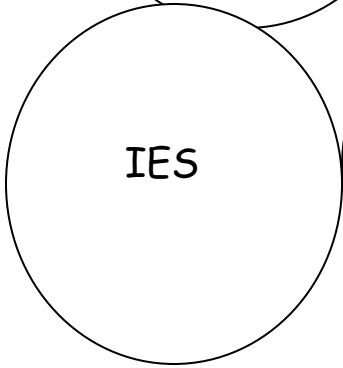
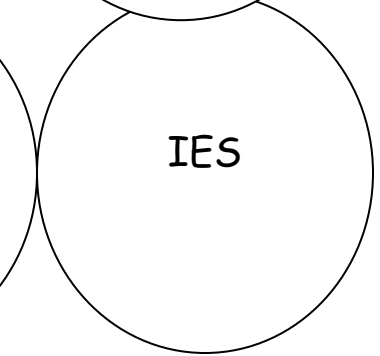
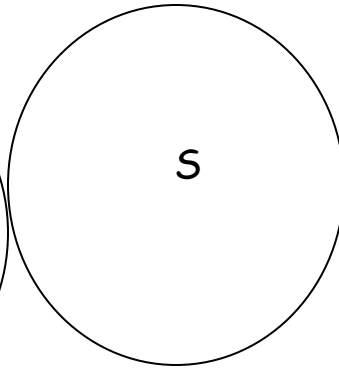
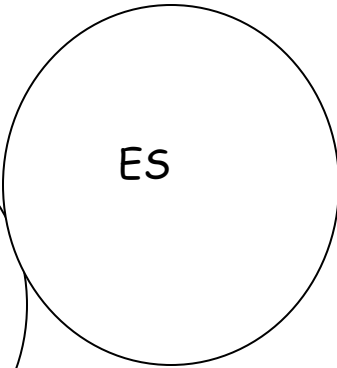
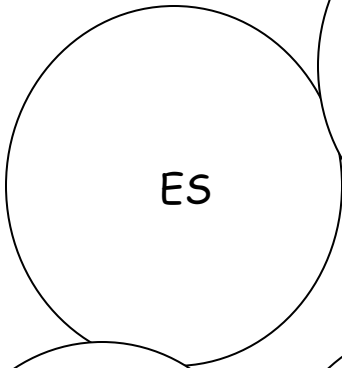
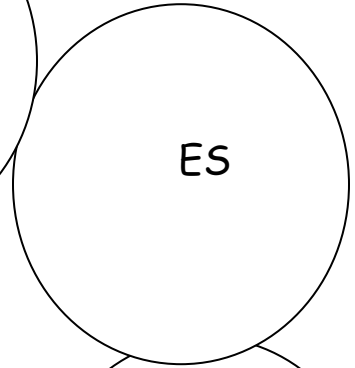
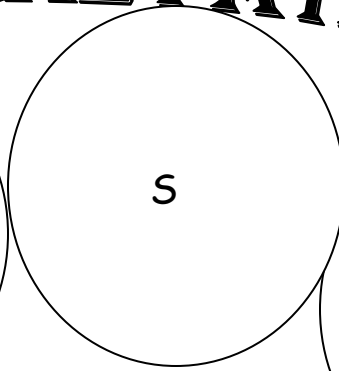
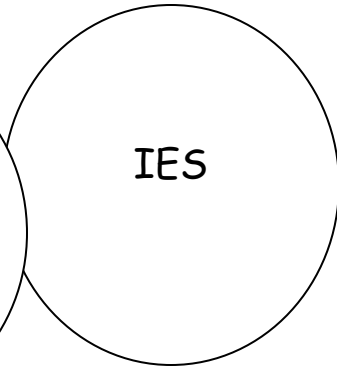
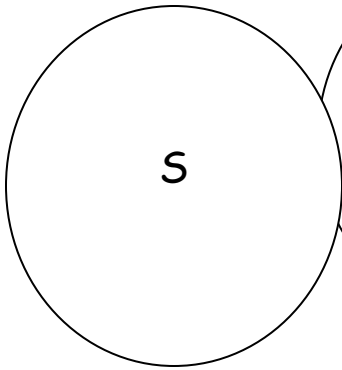
-es

dress
lunch
dish
fox
wish
glass
guess

-ies

grocery
candy
party
city
puppy

THE PLURAL PATH



Cut out each of the circles for the game playing pieces.

Print the page before this as the board game and the other page as the self check sheet. I strongly suggest that this game is printed on some heavy cardstock and then laminated for durability.



guess



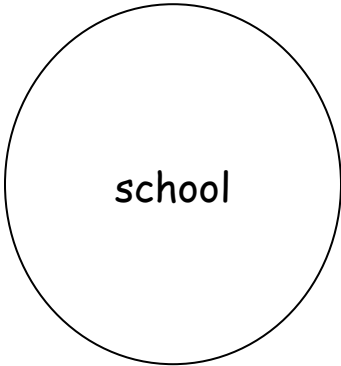
grocery



tree



dish



school



teacher



paint



candy

